



RETAINING WALLS

RETAINING WALLS

ANCHOR *Diamond*®

Retaining Walls



The Anchor Diamond® retaining wall stones continue to provide economy of effort in a structural, finished product. The patented rear lip facilitates construction and ensures proper alignment and a precise setback. The Anchor Diamond® stone is available in the distinctive straight or beveled face style and in a wide variety of colors and blends.



Straight

17 1/4"L x 12"W x 6"H

Product Number: 822



Beveled

15 7/8"L x 12"W x 6"H

Product Number: 821



**Anchor
Wall Cap #824**

17 1/4" L x 10" W x 3" H

Product Number: 824

ANCHOR *Diamond*®



Pewter Straight



Sandstone Straight



Rock Blend Beveled

The endlessly versatile Anchor Diamond® transforms retaining walls into works of art. It's the perfect choice for most commercial, municipal or residential walls. With its superior engineering and flexibility, it outperforms traditional cast-in-place, timber, boulder and crib walls. For an attractive, environmentally friendly retaining wall, choose the original, Anchor Diamond®.

Specification and Pallet Information

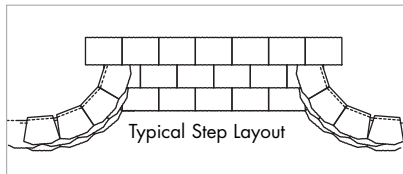
Anchor Diamond® Straight

Nominal Dimensions: 17 1/4"L x 12"W x 6"H
 Wt./Stone: 72 lbs.
 Stones/Pallet: 45
 Approx. Wt./Pallet: 3,240 lbs.
 Face Ft./Pallet: 31
 Batter: 10.6°
 Product Number: 822

Anchor Diamond® Beveled

Nominal Dimensions: 15 7/8"L x 12"W x 6"H
 Wt./Stone: 68 lbs.
 Stones/Pallet: 45
 Approx. Wt./Pallet: 3,060 lbs.
 Face Ft./Pallet: 30
 Batter: 10.6°
 Product Number: 821

Fractional dimensions are nominal.



Anchor Wall Cap

For use with Anchor Diamond®, Anchor Highland Stone®, Anchor Highland Stone® FSW and Anchor Meadow Stone®

Nominal Dimensions: 17 1/4" L x 10" W x 3" H
 Wt./Stone: 34 lbs
 Stones/Pallet: 90
 Approx. Wt./Pallet: 3,060 lbs.
 Linear Ft./Pallet: 101
 Product Number: 824

Fractional dimensions are nominal.



Anchor Wall Cap #824
 17 1/4" L x 10" W x 3" H
 Product Number: 824

APPLICATIONS

- Terraced Gardens
- Landscape Retaining Walls
- Geosynthetic Reinforced Tall Walls
- Erosion Control
- Steps

RETAINING WALLS

ANCHOR *Diamond Pro*®



Retaining Walls

Utilizing the success of its predecessor, the Anchor Diamond®, Anchor Diamond Pro® takes retaining wall construction and appeal to a higher level. With the patented rear lip design and a larger facial profile, construction, alignment and setback are facilitated. Anchor Diamond Pro® stones are available in straight, beveled or striated face styles and in a wide variety of colors and blends.



Straight
18 ⁵/₈"L x 12"W x 8"H
Product Number: 827



Beveled
17 ⁷/₈"L x 12"W x 8"H
Product Number: 826



Anchor Diamond Pro® Cap
18" L x 11 ¹/₄" W x 4" H
Product Number: 830

ANCHOR *Diamond Pro*®



Pewter



Sandstone

A full one-square-foot face complemented by a natural texture makes the Anchor Diamond Pro® a beautiful addition to any landscape. And behind that handsome, rugged exterior is a hollow core that lightens the stone for easy handling and installation. Engineering innovation allows it to tackle the tallest, toughest wall designs.

Specification and Pallet Information

Anchor Diamond Pro® Straight

Nominal Dimensions: 18 5/8"L x 12"W x 8"H
 Wt./Stone: 86.6 lbs.
 Stones/Pallet: 36
 Approx. Wt./Pallet: 3,118 lbs.
 Face Ft./Pallet: 36
 Batter: 7°
 Product Number: 827

Anchor Diamond Pro® Cap

18"L x 11 1/4"W x 4"H
 Wt./Stone: 43 lbs.
 Stones/Pallet: 63
 Approx. Wt./Pallet: 2,709 lbs.
 Linear Ft./Pallet: 76.8
 Product Number: 830



Anchor Diamond Pro® Cap

18" L x 11 1/4" W x 4" H
 Product Number: 830

Anchor Diamond® Pro Beveled

Nominal Dimensions: 17 7/8"L x 12"W x 8"H
 Wt./Stone: 80 lbs.
 Stones/Pallet: 36
 Approx. Wt./Pallet: 2,880 lbs.
 Face Ft./Pallet: 36
 Batter: 7°
 Product Number: 826

Fractional dimensions are nominal.



APPLICATIONS

Terraced Gardens ■ Landscape Retaining Walls ■ Geosynthetic Reinforced Tall Walls ■ Erosion Control

RETAINING WALLS

ANCHOR *Diamond Pro*® Stone Cut™ Series

Retaining Walls

The Anchor Diamond Pro® Stone Cut™ Series has brought the latest look and appeal in architectural design with its addition of the two smaller modular components. The new three piece system separates itself by creating alternating scale and dimensions. While the system still meets the rigorous demands for both engineering and structural components, its multiple shape patterning creates new and innovative applications for site work design.



Small

7" L x 12" W x 8" H



Medium

11" L x 12" W x 8" H



Large

18" L x 12" W x 8" H



Diamond Pro SC 3 Pc Combo

7" L x 12" W x 8" H

11" L x 12" W x 8" H

18" L x 12" W x 8" H

Product Number: 835

Product Number: 833

Product Number: 818

ANCHOR *Diamond Pro*® Stone Cut™ Series



Rock blend



Rock blend 18" only

Specification and Pallet Information

Anchor Diamond Pro® Stone Cut™ Series Small & Medium Bundled Together

Nominal Dimensions: SM 7"L x 12"W x 8"H
 M 11"L x 12"W x 8"H
 Wt./Stone: SM 34 lbs. M 45 lbs.
 Stones/Pallet: SM 16 M 32
 Approx. Wt./Pallet: 1,991 lbs.
 Face Ft./Pallet: 26.0
 Batter: 7°
 Product Number: 833

Anchor Diamond Pro® Stone Cut™ Series Large

Nominal Dimensions: LG 18"L x 12"W x 8"H
 Wt./Stone: 86 lbs.
 Stones/Pallet: 36
 Approx. Wt./Pallet: 3,096 lbs.
 Face Ft./Pallet: 36
 Batter: 7°
 Product Number: 818

Fractional dimensions are nominal.

Anchor Diamond Pro® Stone Cut™ Series 3 Pc Combo

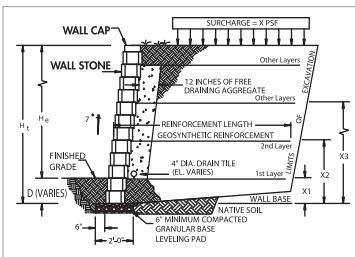
Nominal Dimensions: Sm 7" L x 12" W x 8" H
 Med 11" L x 12" W x 8" H
 Lg 18" L x 12" W x 8" H
 Wt./Stone: Sm 34 lbs. Med 45 lbs. Lg 86 lbs. **
 Stones/Pallet: 48 (16 pcs. ea. size)
 Approx. Wt./Pallet: 2,608 lbs.
 Face Ft./Pallet: 32
 Batter: 7°
 Product Number: 835

Anchor Diamond Pro® Cap

18"L x 11 1/4"W x 4"H
 Wt./Stone: 43 lbs.
 Stones/Pallet: 63
 Approx. Wt./Pallet: 2,709 lbs.
 Linear Ft./Pallet: 76.8
 Product Number: 830



Anchor Diamond Pro® Cap
 18" L x 11 1/4" W x 4" H
 Product Number: 830



Typical Cross Section of Anchor Diamond Pro® Installation

APPLICATIONS

Terraced Gardens ■ Landscape Retaining Walls ■ Geosynthetic Reinforced Tall Walls ■ Erosion Control

RETAINING WALLS

ANCHOR *Highland Stone*®



Retaining Walls

Create walls with a natural stone appearance without sacrificing stability. The stone-like, multi-colored face contributes to the impression of a natural rock wall.



Anchor Highland Stone® Large

18" L x 12" W x 6" H
Product Number: 883



Anchor Highland Stone® Combo

6" L x 12" W x 6" H
12" L x 12" W x 6" H
18" L x 12" W x 6" H
Product Number: 876



Anchor Wall Cap

17 1/4" L x 10" W x 3" H
Product Number: 824

ANCHOR *Highland Stone*®



Rock Blend

Specification and Pallet Information

Anchor Highland Stone® Large*

Nominal Dimensions: 18"L x 12"W x 6"H
 Wt./Stone: 73 lbs.
 Stones/Pallet: 45
 Approx. Wt./Pallet: 3,285 lbs.
 Face Ft./Pallet: 33.75
 Batter: 10.6°
 Product Number: 883

Anchor Highland Stone® 6-inch Combo

Nominal Dimensions: Sm 6"L x 12"W x 6"H
 Med 12"L x 12"W x 6"H
 Lg 18"L x 12"W x 6"H
 Wt./Stone: Sm 27 lbs. Med 55lbs. Lg 80 lbs.**
 Stones/Pallet: 60 (20 pcs. ea. size)
 Approx. Wt./Pallet: 3,458 lbs.
 Face Ft./Pallet: 30
 Batter: 10.6°
 Product Number: 876

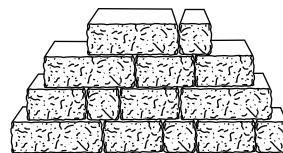
Anchor Wall Cap

Nominal Dimensions: 17 1/4"L x 10"W x 3"H
 Wt./Stone: 34 lbs.
 Stones/Pallet: 90
 Approx. Wt./Pallet: 3,060 lbs.
 Linear Ft./Pallet: 101
 Product Number: 824

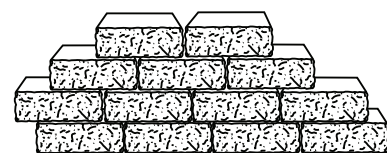


Anchor Highland Stone® Free Standing Wall

Please ask about our Anchor Highland Free Standing Wall.



18" Large - 12" Med. - 6" Small



18" Large

Anchor Highland Stone®

The retaining wall multi-stone system delivers a variety of design possibilities for a structurally sound natural stone.

APPLICATIONS

Terraced Gardens ■ Landscape Retaining Walls ■ Geosynthetic Reinforced Tall Walls

Retaining Walls

RETAINING WALLS

ANCHOR *Caps*



Pewter



Rock Blend



Sandstone



*F*or that finishing touch in architectural detail, the Anchor Caps offers options to the finished design. The smaller scale used in combination with the standard stones provide a distinctive and unique appearance in the completed installation.

Specification and Pallet Information

Anchor Wall Cap

For use with Anchor Diamond®, Anchor Highland Stone®, Anchor Highland Stone® FSW and Anchor Meadow Stone®

Nominal Dimensions: 17 1/4" L x 10" W x 3" H

Wt./Stone: 34 lbs

Stones/Pallet: 90

Approx. Wt./Pallet: 3,060 lbs.

Linear Ft./Pallet: 101

Product Number: 824

Anchor Diamond Pro® Cap

Nominal Dimensions: 18" L x 11 1/4" W x 4" H

Wt./Stone: 43 lbs

Stones/Pallet: 63

Approx. Wt./Pallet: 2,709 lbs.

Linear Ft./Pallet: 76.8

Product Number: 830

Fractional dimensions are nominal.

Anchor Wall Cap #824

17 1/4" L x 10" W x 3" H

Product Number: 824



Anchor Diamond Pro™ Cap

18" L x 11 1/4" W x 4" H

Product Number: 830

